

# USER MANUAL

## TC BC116UCV Beer Cooler



**THERMOTECHNIKA-CROWN COOL KFT.**

Headquarters: H-2800 Tatabánya, Csarnok str. 17. | Tax Identification Nr.: 12123067-2-11 | Registration Nr.: 11 09 006790  
Showroom and Mailing Address: H-1103 Budapest, Kőér str. 3/F | Phone: +36 1 260 7126 | E-mail: info@tchungary.com

## DEAR CUSTOMER!

Welcome as the proud owner of our TC BC116UCV cooler. In this booklet, we aim to provide you with some helpful tips to maximize the utility of your device.

If you have any questions or feedback regarding our products, please feel free to reach out to us!



### IMPORTANT INFORMATION

For safe and prolonged operation, please carefully read and adhere to the instructions provided in the user manual to ensure that the equipment operates properly and complies with warranty terms.

The manufacturer and distributor are not liable for malfunctions or damages resulting from the omission of instructions outlined in the user manual or from non-standard usage.

### Manufacturer:

**THERMOTECHNIKA-CROWN COOL Kft.**

H-2800 Tatabánya, Csarnok str. 17.

Phone.: +36 1 260 7126

E-mail: [info@tchungary.com](mailto:info@tchungary.com)

Contents

**1. PRESENTATION..... 3**

**2. PACKAGING, SHIPPING ..... 3**

**3. STARTUP..... 4**

**3.1 Optimal placement and energy-saving operation ..... 4**

**4. HANDLING ..... 4**

**4.1 General Information ..... 4**

**4.2 Temperature Control ..... 6**

**5. TECHNICAL INFORMATIONS ..... 7**

**5.1 Technical Data of the Product..... 7**

**5.2 Exploded View ..... 8**

**5.2.1 Item List..... 9**

**5.3 Wiring Diagram..... 9**

**6. DECLARATION OF CONFORMITY..... 10**

## 1. PRESENTATION

Our self-developed beer cooler has been designed with ease of installation and maintenance. Carrying handles were placed on the sides of the machine, and the device was made of a plastic-coated galvanized sheet.


The beer cooler is head-cooled, equipped with a mechanical thermostat, with a mixer motor and a water level indicator.

The refrigerator has a continuous cooling capacity of 116 liters/hour, which is 232 cans of beer per hour.

A maximum of 2 beer spirals and 1 water spiral is available for the machine optionally.

Accessories for the operation of the beer cooler can be ordered separately!

## 2. PACKAGING, SHIPPING



- Ensure the device is transported properly, it should only be transported in an upright position! Upon arrival, please inspect the product for any damages.
- After removing the packaging, always place the device on a solid, dry, and level surface. Make sure to remove any unwanted items from the machine (e.g., adhesive, foil).



- After removing the packaging, always place the product on a solid, dry, and level surface.
- Insufficient ventilation may deteriorate the cooling performance.
- Ignoring security markings may result in product damage.



### SAFETY REGULATIONS

- Before connecting to the electrical outlet, ensure that the voltage specifications of the power supply match the requirements of the device.
- Please do not touch electrical components with wet hands! Faulty electrical wiring can cause short circuits and fires.
- Make sure that the electrical components of the power supply are adequate; the equipment can only be connected to a grounded electrical outlet.
- The assembly and electrical connection of disassembled machines should only be carried out by a professional.
- Always pull the power cord out by the plug to avoid wire breakage, which could lead to electric shock.
- Only use the assembled power plug; never use a T-shaped adapter, as it may overheat. The socket should be easily accessible.
- Avoid using electrical extensions whenever possible. Use only grounded extension cords if necessary.



- Use only the assembled power plug, never use a T-type adapter, as it may overheat. The socket should be easily accessible.
- When placing the equipment, consider that the ideal environment for the appliance is a cool, well-ventilated area.

### **3. STARTUP**

#### **3.1 Optimal placement and energy-saving operation**



##### INSTALLATION

- Only a professional can carry out the commissioning process; improper installation will result in the warranty being voided.
- The beer cooler can only be operated when installed as part of a system. The system components include: KEG barrel, KEG tap, CO<sub>2</sub> cylinder, CO<sub>2</sub> regulator, dispensing tap. These system elements are not included accessories of the machine.
- Commissioning tasks include: setting up the pipe connections, filling the water tank with water up to 10 mm below the overflow level.
- The machine operates optimally up to 25°C and 60% humidity. The thickness of the ice can be adjusted with the mechanical thermostat; it should be noted that the stainless-steel beer coils should not be covered with ice, it is recommended to turn them up to the maximum.
- Always adjust the internal temperature to the desired level, as overcooling results in excess energy consumption.
- Ensure proper distance from the wall for the refrigeration unit! Do not place objects near the device that would obstruct free ventilation.
- Ensure that the perforations on the machine can ventilate, and it must be ensured during installation that these openings are not obstructed, and the appropriate distance is maintained within the counter!
- The appliance operates economically when it is exposed to as little external heat as possible! Cooling efficiency decreases, energy consumption increases, so it is advisable not to place it in sunny locations or near heat sources (stove, radiator).

### **4. HANDLING**

#### **4.1 General Information**



##### MAINTENANCE

- During maintenance or repair, please disconnect the device from the power supply!
- Repairs should only be carried out by a professional. Contact the authorized service center for any repair work! Failure to adhere to the instructions manual may result in the loss of warranty!

- In case of any malfunction, always turn off the appliance until the technician arrives.
- The water level in the water tank should be checked monthly, and if necessary, refill the missing water quantity.
- Have the condenser heat exchanger cleaned by a professional every six months, as any malfunction resulting from this will result in the warranty being voided.
- Please note that it is **STRICTLY FORBIDDEN** to touch the electrical parts of the appliance before unplugging the connector!  
**The manufacturer and distributor are not liable for failures resulting from the following situations:**
- Improper installation of the appliance (not according to the instructions manual).
- Improper use not in accordance with the user manual.
- Failures due to incorrect maintenance.
- External electrical interference.
- Failures resulting from the use of non-genuine parts.



#### BEFORE CALLING FOR SERVICE

Before calling for service, please make sure of the following:

**If the beer cooler does not start:**

- Check that it is properly connected to the power supply.
- Check if the fuse has not blown.
- Check if the temperature control is not set to "0".

**If the beer cooler is noisy:**

- Check if it is in contact with the wall or other furniture.
- Check if the appliance is level.

#### SERVICE CONTACTS

Mobile: +36-30/685-3694

+36-30/350-7268

E-mail: [diszpecser@tchungary.com](mailto:diszpecser@tchungary.com)

Address: H-1103 Budapest, Kőér str. 3/f.

## **4.2 Temperature Control**

The appliance starts operating after plugging in the power plug and turning on the main switch.

### **4.2.1 General Instructions**

The operating temperature is controlled by a mechanical thermostat. You can adjust the temperature to the desired level by turning the control knob. Setting it to the minimum position can turn off the cooling of the appliance, although it is not recommended due to the melting of the ice bank.

ATTENTION! Turning off the temperature controller does not disconnect the power to the appliance!



#### **WASTE MANAGEMENT**

After removing the device from use, it should be transported to waste recycling facilities for proper dismantling.

## 5. TECHNICAL INFORMATIONS

### 5.1 Technical Data of the Product

#### DIMENSIONS

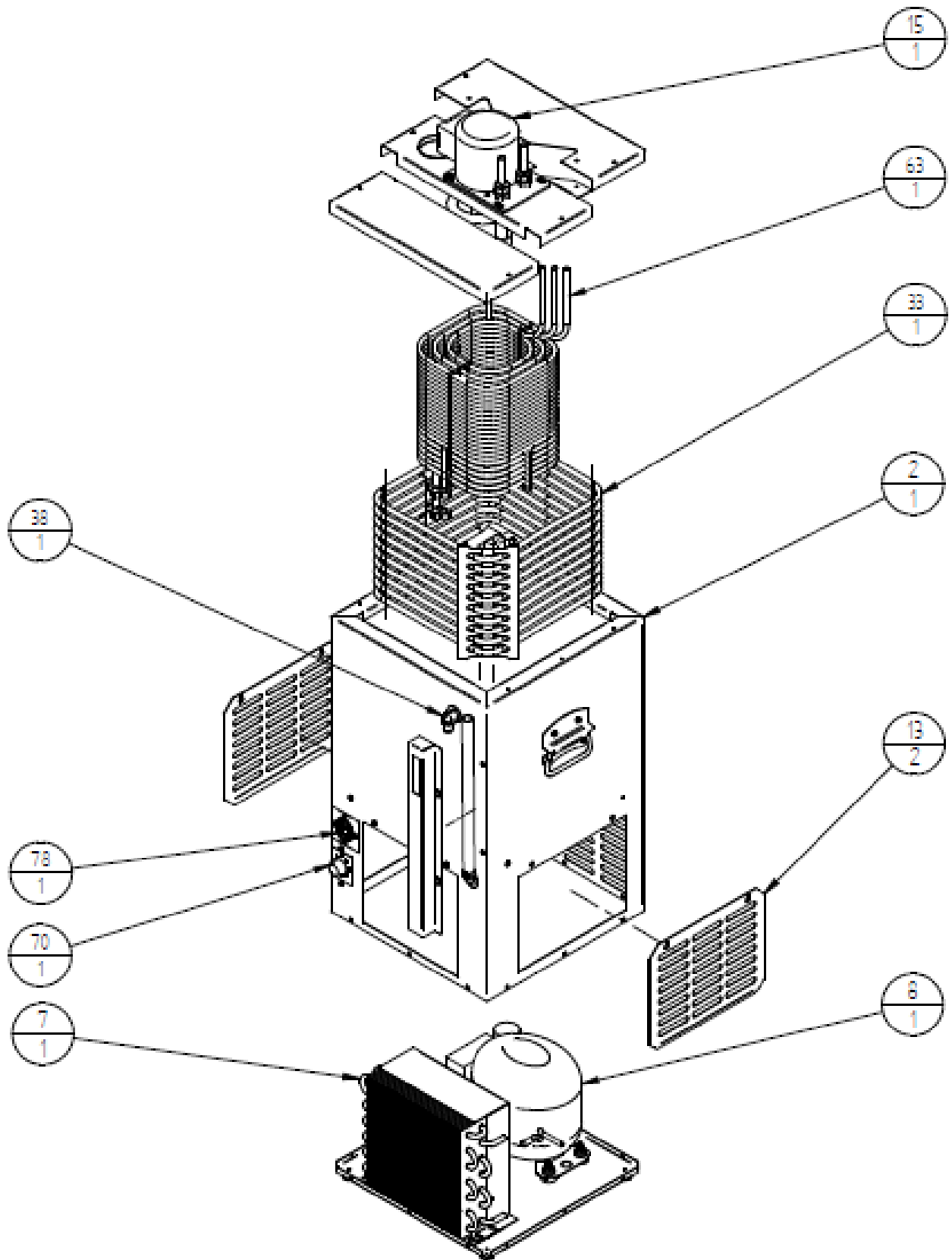
External size (mm) /with pump, without tower/	377x400x670 (H)
Net weight (kg)	29,2
Gross weight (kg)	33
Tank (l)	26
Icebank (kg)	10
Compressor size (HP)	1/5
Capacity (W)	470
Peak performance ice bank (l/h)	116
Voltage (V)	230
Current (A)	1,1
Number of coils (pcs)	1-2 beers + 1 water
Refrigerant	R290a
Type of thermostat	Mechanic
Type of pump	MID 7
Pump capacity (l/min)	10
Pump elevation height (m)	7
Orientation	vertical, under counter

#### ACCESSORIES

Tower	no
Tap	no
Drip tray	no



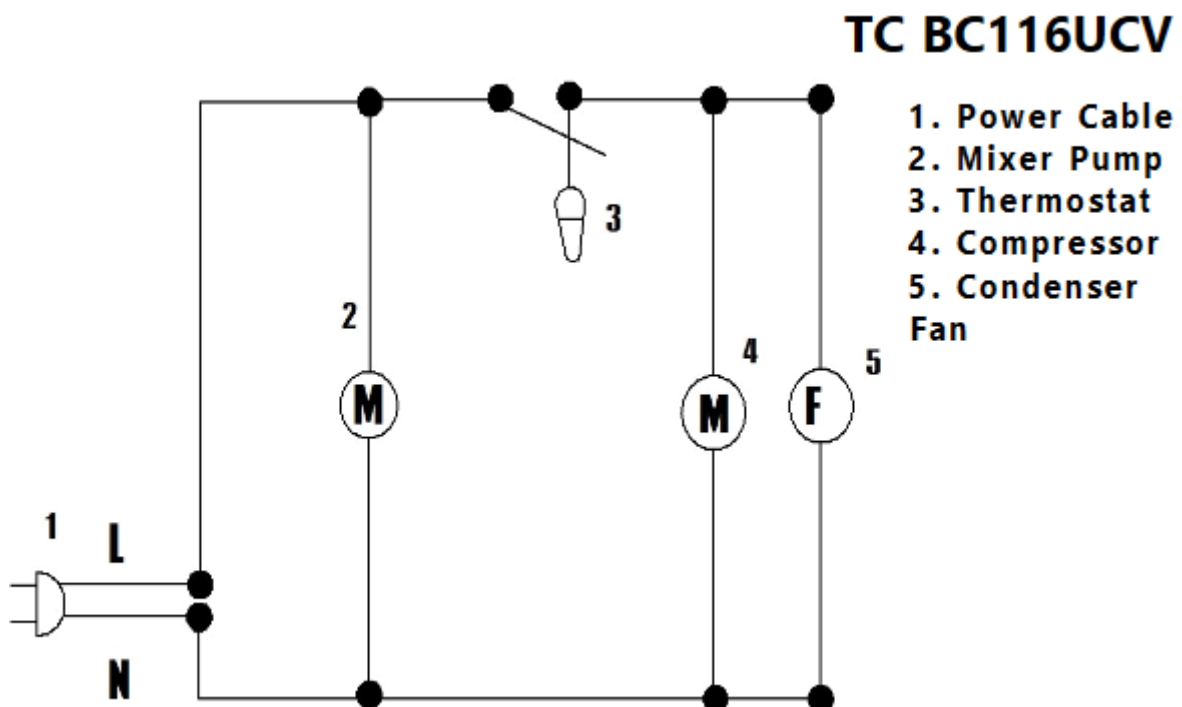
**5.2 Exploded View**



### 5.2.1 Item List

Szám / Number	Név / Name	Darabszám / Quantity
12	Kompresszor / Compressor	1
16	Palást / Body	1
21	Túlfolyó csatlakozó / Overflow connector	1
32	Elpárispirál / Evaporating spiral	1
34	Szellőzőrács 1 / Ventilation grille 1	1
35	Szellőzőrács 2 / Ventilation grille 2	1
40	Hőfokszabályzó / Thermostat	1
46	Keverőmotor / Mixing pump	1
48	Sörspirál / Beer coil	1
50	Kondenzátor / Condenser	1
52	Aljzat / Socket	1

### 5.3 Wiring Diagram



## 6. DECLARATION OF CONFORMITY

A termék megnevezése:	<b>Sörhűtő</b>
Name of product:	<b>Beer Cooler</b>
Típus:/ Type:	<b>TC BC116UCV</b>
Főbb műszaki adatai: / Main technical data:	<b>230 V, 50 Hz, 470 W, 1,1 A, 26 l, 29,2 kg, R290a</b>
A gyártó neve és telephelye: /	<b>THERMOTECHNIKA - CROWN COOL Kft.</b>
Manufacturer (name and address):	<b>H-2800 Tatabánya, Csarnok u. 17.</b>

Ezt a megfelelőségi nyilatkozatot a gyártó kizárólagos felelősségére adja ki.  
*This Declaration of Conformity is issued by the manufacturer's sole responsibility.*

Kijelentjük, hogy az általunk gyártott fentnevezett termék  
*Hereby we declare that above mentioned product is*

### MEGFELEL IN COMPLIANCE

a következő vonatkozó közösségi harmonizációs jogszabályoknak  
*with the following EU harmonization laws*

**2014/35/EU direktíva**  
**2014/30/EU direktíva**  
**2011/65/EU direktíva**

**23/2016.(VII.7.) NGM rendelet**  
**8/2016.(XII.6.) NMHH rendelet**  
**374/2012.(XII.18.) Korm. rendelet**

és az alábbi alkalmazott harmonizált szabványoknak  
*and the following harmonized legislation*


**MSZ EN 60335-1:1998**  
**MSZ EN 60335-1:2013**  
**MSZ EN 60335-2-89:2010/A1:2016**

**MSZ EN 55014-1:2017**  
**MSZ EN 50581:2013**  
**MSZ EN 60335-2-89:2010/A2:2018**

A nyilatkozatot a Thermotechnika – Crown Cool Kft. nevében tette és írta alá  
*This Declaration was made and signed on behalf of the Thermotechnika-Crown Cool Kft.*

Tatabánya, 2024. 07. 04.

THERMOTECHNIKA-CROWN COOL KFT.  
2800 Tatabánya, Csarnok u. 17.  
Adószám: 12123067-2-11  
-20-



PH

Kiss János  
ügyvezető igazgató  
Managing Director